
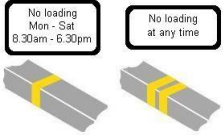

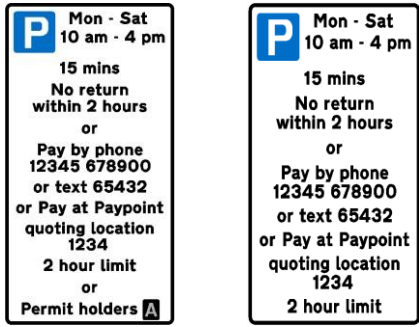








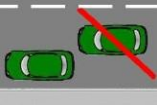







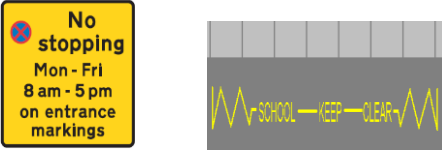








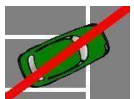

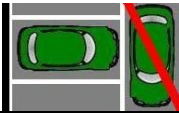




Blue Badges parking guide

Parking restriction	Examples of signs	Blue Badge: valid/ not valid
Waiting restriction yellow lines (single/ double)		<p>Valid for 3 hours as long as badge and clock are clearly displayed.</p> <p>There must be an interval of at least one hour from a previous period of waiting before the same vehicle can be parked in the same road or part of a road on the same day.</p>
Loading restriction within a yellow lined area denoted by kerb marking and signs		<p>Blue Badge is NOT VALID</p>
High Street E17 Restricted Parking Zone		<p>Blue Badge is NOT VALID</p> <p>But can unload or load, as any other vehicle can, within the signed bays.</p>
Pay By Phone bay		<p>Valid indefinitely as long as badge is clearly displayed.</p>
Doctor's bay		<p>Blue Badge is NOT VALID</p>
Permit bays		<p>Valid indefinitely as long as badge is clearly displayed.</p>

<p>Market trader permit bays</p>		<p>Valid for up to 3 hours. No return on the same day therefore clock must also be displayed.</p>
<p>Car club bay</p>		<p>Blue Badge is NOT VALID</p>
<p>Suspended bays</p>		<p>Blue Badge is NOT VALID</p>
<p>Parked in parking place not designated for class of vehicle Examples: parking in a commercial vehicle loading bay, or an emergency vehicles-only bay</p>		<p>Blue Badge is NOT VALID</p>
<p>Parked in loading place without loading</p>		<p>Blue Badge is NOT VALID But can unload or load, as any other vehicle can.</p>
<p>Not parked correctly in bay Examples: parking partly in a bay, partly on a yellow line, or partly on another type of bay</p>		<p>Blue Badge is NOT VALID</p>
<p>Double parked, or more than 50cms from kerb</p>		<p>Blue Badge is NOT VALID</p>
<p>Parked adjacent to dropped or raised kerb</p>		<p>Blue Badge is NOT VALID</p>
<p>Parked for longer than permitted in a time-limited bay</p>		<p>Valid as long as badge is clearly displayed.</p>
<p>Bus lane restriction</p>		<p>Blue Badge is NOT VALID</p>

<p>Parked in a designated disabled person's bay</p>		<p>Valid as long as badge is clearly displayed. For disabled bays with a time restriction, clock must also be displayed showing time of arrival.</p>
<p>Parked in a taxi rank</p>		<p>Blue Badge is NOT VALID</p>
<p>Parked on a rural clearway where stopping is prohibited</p>		<p>Blue Badge is NOT VALID</p>
<p>Parked in a restricted bus stop or stand</p>		<p>Blue Badge is NOT VALID</p>
<p>Stopped in a restricted area outside a school</p>		<p>Blue Badge is NOT VALID</p>
<p>Parked on a cycle track or lane</p>		<p>Blue Badge is NOT VALID</p>
<p>Footway parking Example: parking on footway, pavement or grass verge</p>		<p>Blue Badge is NOT VALID unless otherwise indicated</p>
<p>Entering and stopping in a box junction</p>		<p>Blue Badge is NOT VALID</p>
<p>Failing to drive in the direction shown by the arrow on a blue sign Example: one-way traffic</p>		<p>Blue Badge is NOT VALID</p>
<p>Failing to comply with a traffic sign Example: keep left</p>		<p>Blue Badge is NOT VALID</p>
<p>Performing a prohibited turn Examples: turning right, left or making a U-turn</p>		<p>Blue Badge is NOT VALID</p>

Failing to comply with a No Entry sign		Blue Badge is NOT VALID
Failing to comply with a restriction on vehicles entering, or entering and stopping, in a pedestrian zone		Blue Badge is NOT VALID
Parked without payment of the parking charge		Valid as long as Blue Badge is displayed.
Parked in a restricted area in a car park	NOT PARKED IN A CAR PARK PARKING BAY	Blue Badge is NOT VALID
Parked beyond bay markings in a car park		Blue Badge is NOT VALID
Parked in a designated disabled person's bay in a car park		May be subject to a 3 hour time limit. If so, clock must be displayed showing time of arrival.
Parked causing an obstruction in a car park		Blue Badge is NOT VALID
Parked in a car park when closed		Blue Badge is NOT VALID
Stopped on pedestrian crossing/ zig-zag markings		Blue Badge is NOT VALID

A Penalty Charge Notice (PCN) will be issued if:

- the badge is not displayed, or if it's displayed incorrectly
- If the expiry date and serial number is not visible

- If parked in a disabled bay where the time is restricted, and the clock is not displayed with the badge

Concessions are only applicable if the badge holder is travelling with the vehicle at the time of parking, or at the time the vehicle leaves the place of parking.

Signs may differ from those used as examples in this document and are also subject to change.

This document is only applicable in The London Borough of Waltham Forest.