

Year	2006-07	Local Authority Name	Waltham Forest	LEA No	320	Email Address	lorna.dixon@edu.lbwf.gov.uk
Contact	Lorna Dixon	Tel.	020 8496 5695	Version No.	2	Completion Date	31/03/2006

Nursery, Primary and Secondary Schools

PUPIL-LED FUNDING (1)

PUPIL COUNT ARRANGEMENTS (2)
Supply Method of pupil count, count dates and worked example(s) where appropriate:

Band, Range or Level (3)	Unit Value (4) £	Total allocated through factor (5)	% of Nursery, Primary & Secondary budgets (6)
--------------------------	---------------------	------------------------------------	---

PRE-SCHOOL PLACE-LED FUNDING TREATED AS PUPIL-LED (NURSERY CLASSES) (7)

Nursery 3 year olds		0
Nursery 4 year olds	195	3,095

Nursery:	
603,496	

Primary:	
0	

Method and worked example(s) where appropriate:
Nursery Schools are funded on places

KS 1 ALTERNATIVE FUNDING ROUTES FROM 1/9/03 (i.e. not by AWPU) (8)

Class-based		Nursery:	0	
		Primary:	0	
Class-based		Nursery:	0	
		Primary:	0	
Ghost funding		Nursery:	0	
		Primary:	0	
Ghost funding		Nursery:	0	
		Primary:	0	

Method and worked example(s) where appropriate:

AGE-WEIGHTED FUNDING (9) **Weighting Ratios (10)**

Key Stage	School Year	Age group (pupils' ages as at 31 st August 2006)
-----------	-------------	---

Pupil numbers (10a)

-	Nurse		1.43	3,094.85			1,361.00
-	Recep	4	1.15	2,501.25			2,757.00
1	1	5	1.00	2,168.21			2,794.00
	2	6	1.00	2,168.21			2,758.00
	3	7	1.02	2,207.79			2,738.00
2	4	8	1.02	2,207.79			2,783.00
	5	9	1.02	2,207.79			2,691.00
	6	10	1.02	2,207.79			2,696.00
	7	11	1.35	2,973.19			2,695.50
3	8	12	1.35	2,973.19	Primary:		2,691.00
	9	13	1.35	2,973.19	47,227,675.78		2,644.00
4	10	14	1.03	3,076.24	Secondary:		2,746.00
	11	15	1.03	3,076.24	39,108,814.70		2,617.00

Difference in funding pupils educated additionally at colleges of F.E 0.00

Method and worked example(s) where appropriate:
 These are from Jan 06 PLASC returns multiplied with the relevant AWPU rate for each age group

LSC GRANT ALLOCATION FUNDING SIXTH FORM PUPILS (11)

FTE Pupils (LSC Funded)	3		
		Secondary:	3,507,117

Method and worked example(s) where appropriate:
 Allocations are made from the Learning and Skills Council to schools who have pupils attending 6th Form

FUNDING OF SIXTH FORM PUPILS FROM LEA FUNDS (12)

"Top-up"			
Re-takes			
		Secondary:	0

Method and worked example(s) where appropriate:

[OTHER PLACE-LED FUNDING TREATED AS PUPIL-LED such as in boarding units and hostels \(13\)](#)

		Nursery:	
		15,501	
		Primary:	
		1,361,284	
		Secondary:	
		1,759,618	

Method and worked example(s) where appropriate:

[SEN - pupils with or without statements \(pupil-led\) \(14\)](#)

[SEN - pupils with or without statements \(pupil-led\) Named Pupil Individually Assigned Resources \(14a\)](#)

Nursery

B			
C			
D			
E		10,554	
F		17,743	
G			
		Nursery:	
		28,296	

Primary

B		299,695	
C		626,182	
D		540,790	
E		750,194	
F		87,670	
G		69,691	
		Primary:	
		2,374,222	

Secondary

B		587,113	
C		729,773	
D		377,008	
E		409,030	
F		12,524	
G		7,259	
		Secondary:	
		2,446,913	

[SEN - pupils with or without statements \(pupil-led\) Other \(14b\)](#)

Nursery

Aen	195	449	
Additional		3,249	
		Nursery:	
		90,836	

Primary

Mobility	1,413	339	
Aen - Action Plus	1,951	246	
Value Added		397,449	
Prior Attainment	2,727	390	
Additional		112,801	
		Primary:	
		3,069,562	

Secondary

Mobility	802	280	
Aen - Action Plus	1,430	157	
Value Added		224,482	
Prior Attainment	1,278	885	
Additional		56,131	
		Secondary:	
		1,703,991	

Method and worked example(s) where appropriate:

Pupils with statements:
Funding is based on the level of needs as determined by the LEA's resource ladder. The resource ladder is from B to G. 3 Secondary Schools received an additional lump sum which has also been included.

Pupils without statements are funded through four elements.

Mobility: this funding is based on the movement of pupils between schools. The level of mobility is used to apportion the amount of money available.







School Action Plus: funding is allocated based on the number of pupils who the school have identified as receiving additional support and are not the subject of an SEN assessment.

Value Added: Only schools that are achieving above the LEA average for value added receive a funding.







Prior Attainment: This is determined by the proportion of under achieving pupil in the school compared to the total for all schools the relevant Key Stage.

Additional Funding has also been given to schools for Personalised Learning

SEN - pupils with or without statements (place-led treated as pupil-led) Named Pupil Individually Assigned Resources (15a)

Nursery			Nursery:	<input type="text"/>
Primary			Primary:	<input type="text"/>
Secondary			Secondary:	<input type="text"/>

SEN - pupils with or without statements (place-led treated as pupil-led) Other (15b)

Nursery			Nursery:	<input type="text"/>
Primary			Primary:	<input type="text"/>
Secondary			Secondary:	<input type="text"/>

Method and worked example(s) where appropriate:

NON PUPIL-LED FUNDING (16)

SOCIAL DEPRIVATION FACTORS (17)

Nursery			Nursery:
			0
Primary			Primary:
Index of multiple dep		443,361	
Ethnic Minority unde		619,071	1,062,431
Secondary			Secondary:
Index of multiple dep		535,416	
Ethnic Minority unde		783,507	1,251,226

Method and worked example(s) where appropriate:
Social Deprivation is allocated through Ethnic Minority under achieving statistics (not White British) and Index of Multiple Deprivation (IMD)

SEN - NON-STATEMENTED (non pupil-led) SPECIAL EDUCATIONAL NEEDS (18)

Nursery			Nursery:
Primary			Primary:
Secondary			Secondary:

Method and worked example(s) where appropriate:

Method and worked example(s) where appropriate:
<p>Management Costs: A lump sum of £66,592 for Primary schools and £114,087 for Secondary Schools</p> <p>Size Protection: Infant schools who have pupil numbers below 180 and Primary and Junior schools with less than 210 pupils received additional funding to support their overhead costs. For secondary the minimum pupil number is 150 for each age group. Rates used are £1,903 per "ghost pupil" for Primary and £572 for secondary</p> <p>Transport: Secondary schools that use facilities outside schools premises receive a proportion from the money allocated, calculated on the AWPU</p> <p>Voluntary Aided and Foundation Schools: receive funding for handling their admission as a proportion of their AWPU</p> <p>Emotional Behavioural Difficulties: One school receives an allocation for children with Emotional Behavioural Difficulties</p> <p>Nursery Lump Sum: Schools with nurseries receive £10,400 as a lump sum.</p> <p>PFI</p> <p>Additional Funding: Two Primary Schools received additional funding for new Nursery Units and two secondary schools received funding due to amalgamation and new school site.</p> <p>School Meals: The total School Meals budget is made up of Fuel and Clerical, Free School Meals and Support Services. Every school receives allocation for Fuel and Clerical but there is an adjustment between schools to take into account the cost of transportation between schools. The funds for the Free School meals budget and Support Services is allocated 15% on the number of schools and 85% on free school meals statistics.</p> <p>Premises: 50% of the Premises budget is based on pupil numbers.</p>

BUDGET ADJUSTMENTS (21)

PRIOR YEAR ADJUSTMENTS (22)

Nursery:	0
Primary:	(23,000)
Secondary:	0

Method and worked example(s) where appropriate:
<p>Prior Year Adjustment: Previous year transitional funding</p>

TRANSITIONAL PROVISION (23)

Nursery:	6,485
Primary:	637,136
Secondary:	87,433

Method and worked example(s) where appropriate:
Transitional Provision:

ABATEMENT OF Secondary (11-16) FUNDING arising from operation of the LEA's formula (24)

Secondary:
0

Method and worked example(s) where appropriate:

MINIMUM FUNDING GUARANTEE (25)

Nursery:
22,557
Primary:
8,417
Secondary:
0

Method and worked example(s) where appropriate:
Minimum Funding:

TOTAL FUNDS AVAILABLE TO MAINSTREAM SCHOOLS (26)

Nursery:
1,155,117
Primary:
67,903,975
Secondary:
57,882,843

Method and worked example(s) where appropriate:

SITE SPECIFIC FORMULA FACTORS (31)

Premises		754,590	
Split Site		17,787	
			Special
			772,377

Method and worked example(s) where appropriate:
Premises: 50% of the Premises budget is based on pupil numbers. The remaining 50% is based on for Primary a Rate 9.13 and for Secondary 9.00 which is multiplied by schools floor area
Split Site: Schools with Split Site are allocated extra funds i.e. Primary 1% of their budget share and 1.75% for Secondary schools.

SCHOOL SPECIFIC FORMULA FACTORS (32)

Management Cost		328,823	
School Meals		141,813	
Peripatetic Service		622,408	
Home and Hospital		299,734	
			Special
			1,392,778

Method and worked example(s) where appropriate:
Management Costs: A lump sum of £65,765 for Special schools
School Meals: The total School Meals budget is made up of Fuel and Clerical, Free School Meals and Support Services. Every school receives allocation for Fuel and Clerical but there is an adjustment between schools to take into account the cost of transportation between schools. The funds for the Free School meals budget and Support Services is allocated 15% on the number of schools and 85% on free school meals statistics.
Peripatetic Unit: Schools receive funding for peripatetic support services delegated to them
Home and Hospital: One school receives an allocation to run its Home and Hospital Unit

BUDGET ADJUSTMENTS e.g. prior year adjustments (33)

Method and worked example(s) where appropriate:

Special

TRANSITIONAL PROVISION (34)

Method and worked example(s) where appropriate:

Special
64,155

MINIMUM FUNDING GUARANTEE (35)

Method and worked example(s) where appropriate:

Special
28,253

TOTAL FUNDS AVAILABLE TO SPECIAL SCHOOLS (36)

Special
12,507,512

TOTAL FUNDS AVAILABLE TO ALL SCHOOLS (37)

All Schools
139,449,447