

# Information on Hale End and Highams Park Ward

From the Key Statistics Series by the Office for National Statistics

All data is ONS crown copyright

For further information please contact –  
Brenda de Mendonca  
Census Team  
London Borough of Waltham Forest.  
Chief Executive's Department  
Walthamstow Town Hall  
Forest Road  
E17 4JF

e-mail [Brenda.deMendonca@ce.lbwf.gov.uk](mailto:Brenda.deMendonca@ce.lbwf.gov.uk)  
tel no. 020 8496 4654  
[www.lbwf.gov.uk/demography/](http://www.lbwf.gov.uk/demography/)

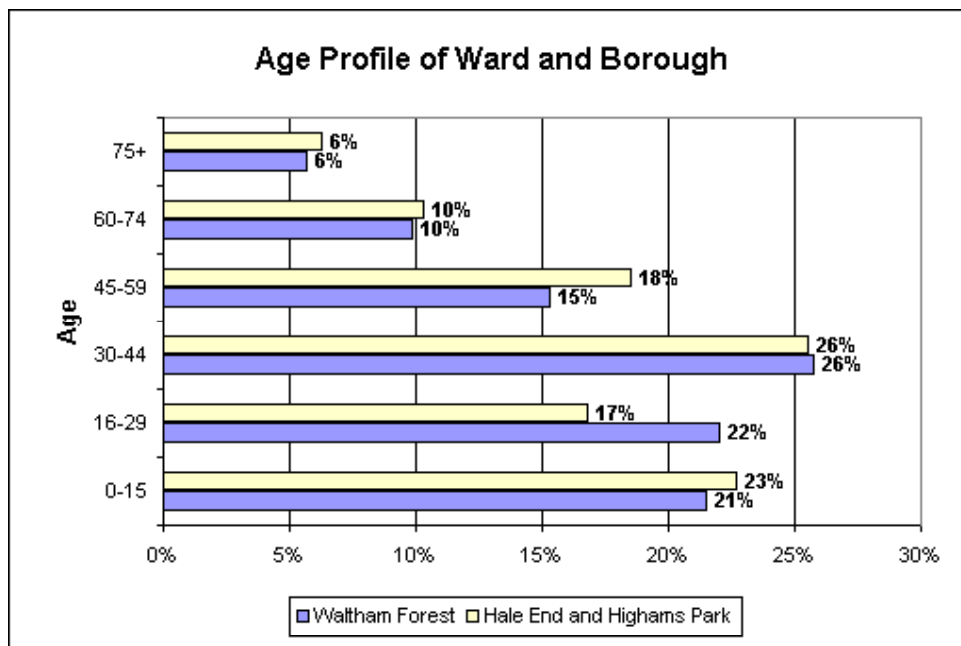
## Hale End and Highams Park Ward

### The Population of Hale End and Highams Park Ward

Hale End and Highams Park ward has been formed from Hale End ward and the south east corner of the former Larkswood ward. The changes in 2002 have increased the area of the ward from 198 to 235 hectares.

The number of people living in Hale End and Highams Park ward has risen from around 9,630 residents in the 1991 Census to 10,075 people in the Census of April 2001, a growth of 5%. (The 1991 count is an estimation of the previous population within the new 2002 ward boundaries). The population density of 43.02 people per hectare in the ward is below the Borough average of 56.43 people per hectare.

Hale End and Highams Park ward is the 3<sup>rd</sup> smallest ward in population size, below the average ward population for Waltham Forest, with 5,163 women and 4,912 men living in the ward.



Census 2001

Hale End and Highams Park ward has fewer young adults age 16 to 29 years and more people over 60 years than the Borough age profile.

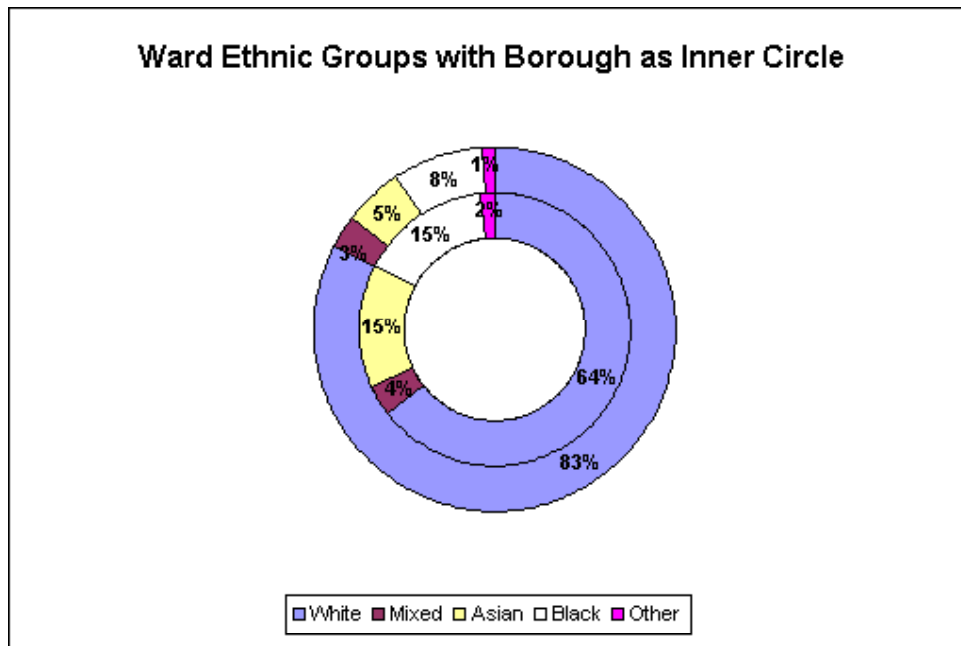
- The percentage of children under 16 years is above the Borough %.
- There are below average numbers in the age group 16 to 29 years. There are 1,690 people in this age range, one of the smallest numbers in the Borough.
- The percentage of adults aged 45 to 59 years is high, with 1,863 people in this age range.
- 16.5% of the ward residents are over 60 years (Borough average 15.5%). 54 residents were aged 90 and over, and 110 aged between 85 to 89 yrs in 2001.

### The Ethnic Groups in Hale End and Highams Park Ward

The ward population has changed in ethnic composition since 1991. The Census ethnic categories are not the same in 2001 as those used in 1991, so comparisons over the decade are not exact. The new category of “mixed ethnic groups” was introduced in the Census 2001.

The ethnic profile of Hale End and Highams Park ward is very similar to the profile of the Borough. There are 8,317 people in the White population groups in Census 2001. These consist of 7,743 British, 211 Irish and 363 other European groups. The White groups were 91% of the ward population in Census 1991, (using 2002 ward boundaries), and are now 83% in Census 2001.

The following diagram compares the percentage in the ethnic groups in Hale End and Highams Park ward, (the outer circle) with those of the Borough in 2001 (the inner circle).



Census 2001

17% of the ward population is from the Black and Minority Ethnic Groups, increasing from 9% in Census 1991 (for the 2002 ward boundary).

- The main groups present in 2001 are –
- 464 in the Black Caribbean group,
  - 265 in the Black African group,
  - 247 in the Pakistani group,
  - there are 294 in the Mixed group.

## Hale End and Highams Park Ward

### Religions Present in Hale End and Highams Park Ward

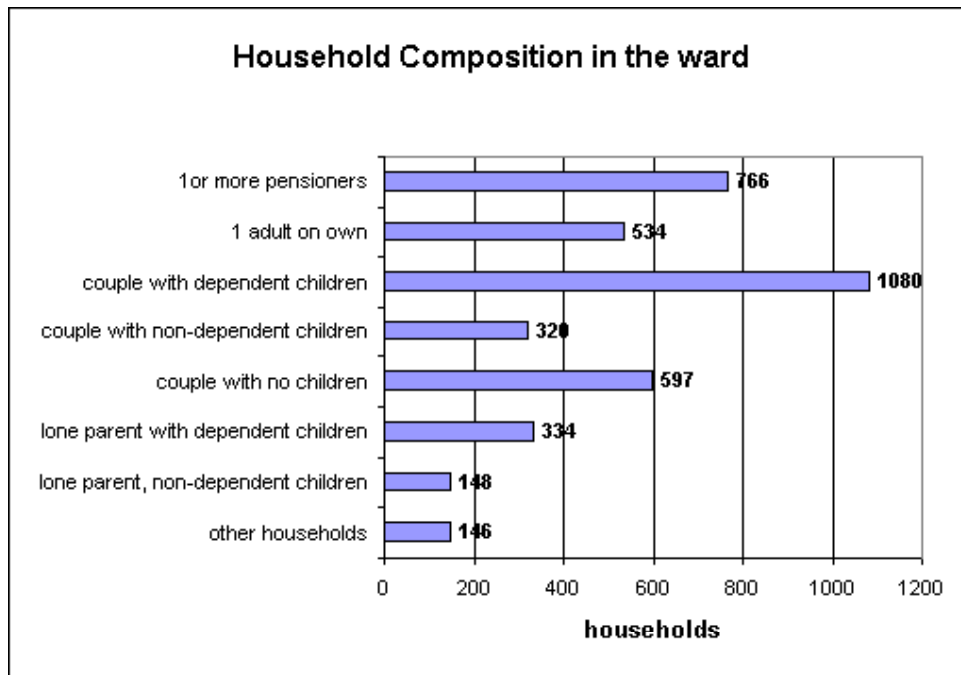
This is the first time that a question on religion has been asked in the Census, so no comparison with previous years is possible. The response rate by the residents of the ward to this voluntary question was 93%.

The majority of the population in the ward are Christian (67%). 6% of the population are Muslims. 17% of people in the ward said they had no religion.

### Household Composition in Hale End and Highams Park Ward

There are 3,925 households with residents in 2001 compared with 3,841 in 1991 (for the 2002 boundary), a growth of 2%.

- 25% of all households in the ward are one-person households, the lowest percentage in the Borough (average 33%).
- There are 456 one-person pensioner households in 2001, 12% of all households.
- There are 534 other adults living alone, the lowest number in Waltham Forest.
- the total number of “all pensioner” households in the ward (whether a person living alone, or in a couple or family) is 766 households.
- there are dependent children in 36% of all households in the ward, one of the highest percentages. There are 1,414 households with dependent children out of a ward total of 3,925 households.
- There are 334 lone parent households with dependent children. The majority of lone parents are female (300), and 34 are male.



Census 2001

### Health and Disability in Hale End and Highams Park Ward

The Census 2001 asked about people's general health over the previous 12 months. Hale End and Highams Park ward has one of the lowest proportions of people reporting both that their health is "not good" in the Borough.

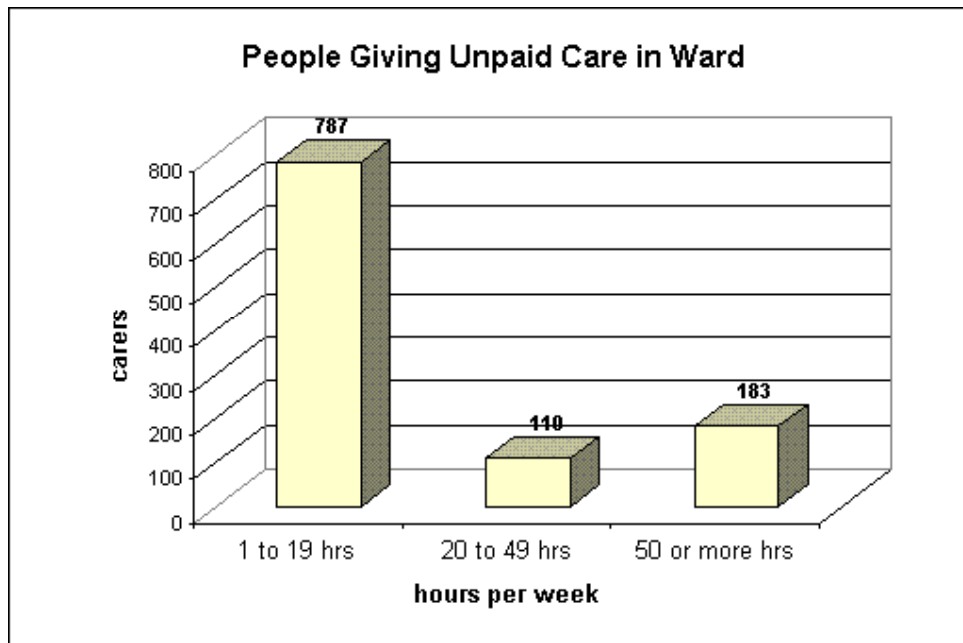
- 788 people reported that they are in "not good" health (7.8%). The Borough average is 9%.
- 2,169 people reported "fairly good" health (22%), the same as the Borough average (22%).

Limiting long-term illness (LLTI) covers any long-term illness, health problem or disability that limits daily activities or work. The proportion of the ward population reporting LLTI has grown over the decade since Census 1991.

- 32% of households in the ward contain at least one person with limiting long-term illness in 2001, the same as the Borough average.
- 1,545 reported LLTI in 2001, compared with 1,043 in 1991.
- the proportion of people of all ages reporting limiting long-term illness in the ward was 15% in the Census 2001. This is below the Borough average of 16.5% with limiting long-term illness. The proportion in 1991 was 11% for the ward.

A new question in Census 2001 asked about the number of hours given in unpaid care to members of the family, neighbours and friends.

1,080 people in the ward give unpaid care to others, 11% of the population. The chart shows the number of carers in the ward and the average hours they give in unpaid care. 17% of unpaid carers give 50 hours or more care per week, below the Borough average of 22% of carers.



Census 2001

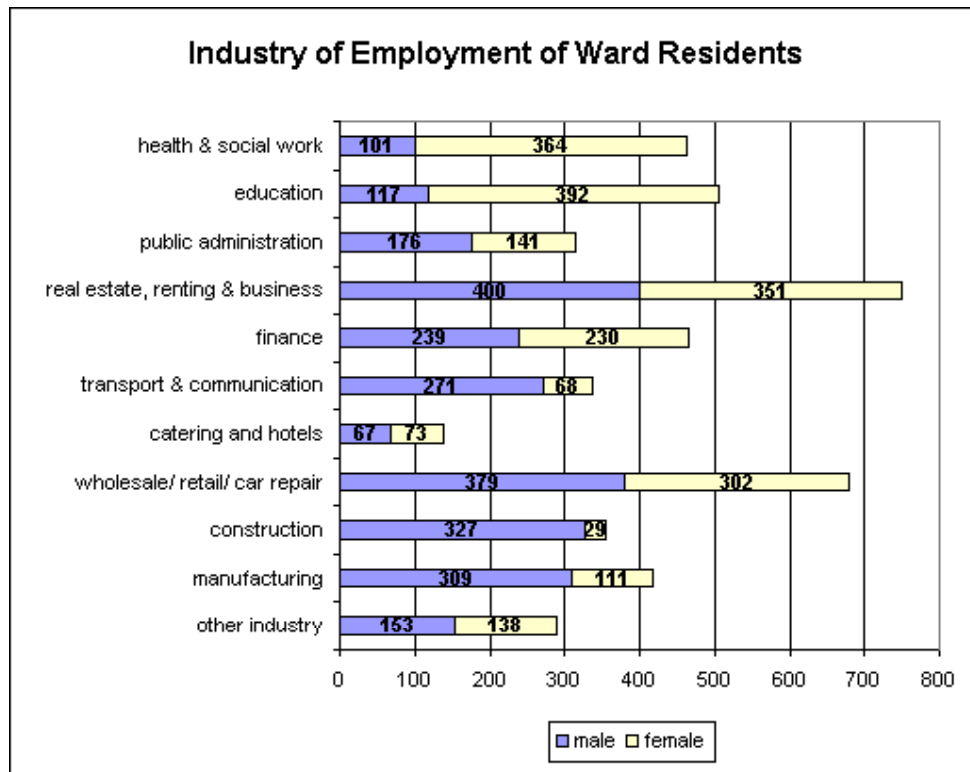
## Hale End and Highams Park Ward

### Economic Activity and Industry of Employment

There are 7,160 people of age 16 to 74 years in Hale End and Highams Park ward. 70% are economically active, and 30% are economically inactive. The latter includes the retired (11%), students not working (5%), those looking after home and family (7%), and the permanently sick (4%).

- 64.6% of the residents were employed, full-time, part-time and self-employed. The Borough average is 59%.
- 3.4% were unemployed in April 2001. The unemployment rate for April 2003 is 4.4% (for former Hale End ward).

The average number of hours worked per week is 41.98 hrs by men, the highest average hours in the Borough (average for men 40.48hrs). Women work for 32.64 hrs, below the Borough average for women (33.45hrs).



Census 2001

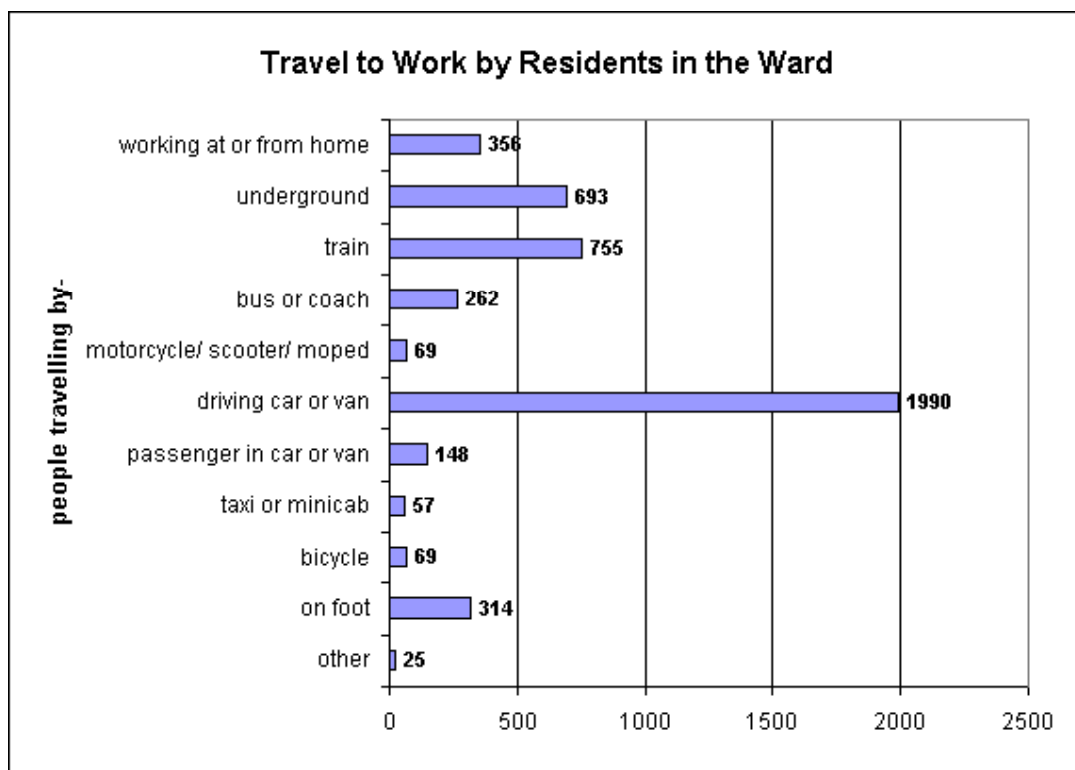
There are 2,539 men and 2,199 women in employment in Hale End and Highams Park ward. The largest proportion of men and women work in business, real estate or renting industries, and in wholesale / retail and car repair activities. A large number of women also work in health and social work and in Education.

## Hale End and Highams Park Ward

### Travel to Work and Car and Van Use in Hale End and Highams Park Ward

Employed people in Hale End and Highams Park ward were asked to name the means of travel that describes the longest part of their journey to work.

- The majority (1,990) travel to work by car as a driver or passenger (45%).
- 755 use the train. At 16% this is one of the highest proportions.
- 693 use the underground (14.6%). This is far below the Borough average of 28%.
- 36% use public transport (underground, rail or bus) to get to work.
- 7.5% work at or mainly from home, above the Borough average.



Census 2001

### Cars and Vans available to households in Hale End and Highams Park ward

- 76.1% of all households in the ward have a car or van for private use in 2001, the 2<sup>nd</sup> highest rate. 1,122 households have 2 or more cars.
- 23.9% of households have no car or van. This is one of the lowest percentages, compared with the Borough average of 39% with no car.
- the estimated total number of cars and vans available in the ward was 4,405 in 2001.

## Hale End and Highams Park Ward

### Qualifications of Hale End and Highams Park ward residents

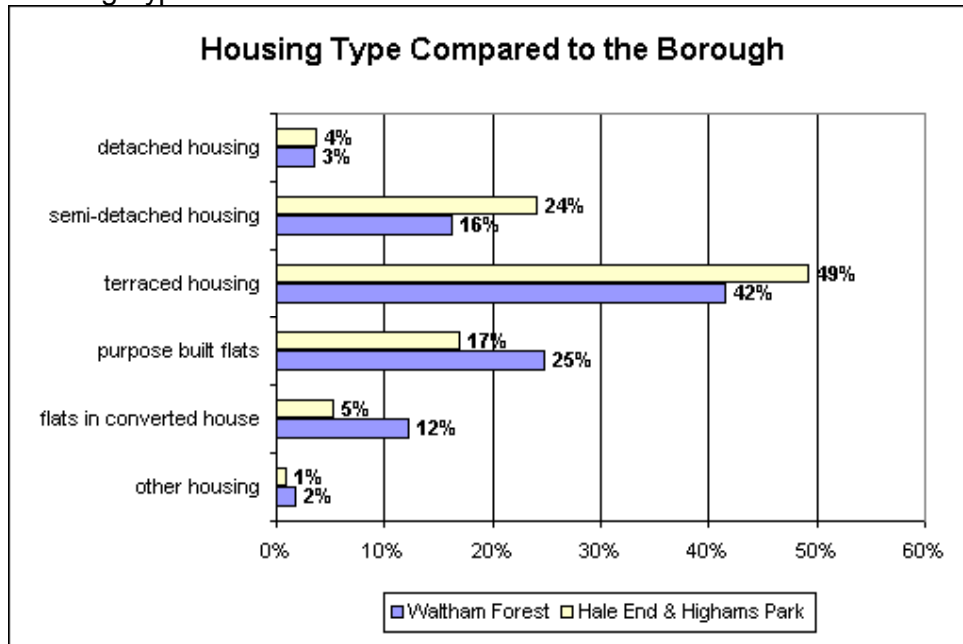
7,160 residents between the ages of 16 and 74 years were asked about their qualifications.

- 26.8% of residents have no qualifications, (Borough average 29%).
- 39% have GCSE's or "O" levels or NVQ's at level 1 or level 2.
- 8% have 2 or more "A" levels, 4 AS levels or NVQ level 3.
- 19.6% have a first degree, higher degree or Higher National Certificate or Diploma. The Borough average is 24%.
- 231 residents between the ages of 18 and 74 are full-time students.

### Housing Type, Tenure and Amenities in Hale End & Highams Park Ward

There are 3,925 households with residents in the ward with an average household size of 2.56 persons. There were 46 vacant properties and 5 second homes in April 2001, a total of 3,976 household spaces in all.

#### Housing Type



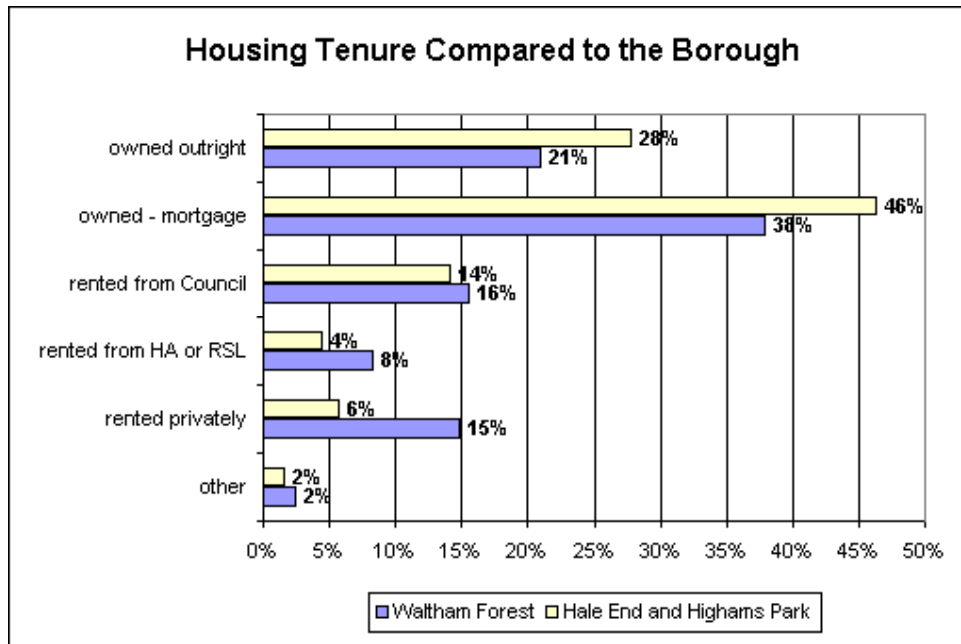
Census 2001

The largest proportion of households (49%) is terraced housing. There are 1,956 households, the largest number in Waltham Forest. The Borough average is 42%.

- There is a high proportion of semi-detached housing (24%).
- The proportion of purpose-built flats is low (17%).
- The proportion of flats in converted houses is low (5%).

## Hale End and Highams Park Ward

### Housing Tenure



Census 2001

- 28% of residents' homes are owned outright (Borough average 21%).
- 46% of residents own their home with a mortgage (Borough average 37%).
- 14% is Council rented housing.
- 4% are renting accommodation from a Housing Association (HA), or from a Registered Social Landlord (RSL). The Borough average is 8%.
- 6% are renting from a private landlord or letting agency, far below the Borough average of 15%.

### Housing Amenities

- 315 households are overcrowded (8%), one of the lowest %'s in the Borough (average of 16%).
- 330 households have no central heating (8%), compared with the Borough average of 12.3%. Waltham Forest has the highest % of housing lacking central heating out of all London Boroughs.
- 85% of housing has the lowest floor at ground or basement level.
- 13% of housing has the lowest floor level at 1<sup>st</sup> to 4<sup>th</sup> level. The Borough average is 21%.
- 1.6% of households have the lowest level at 5<sup>th</sup> floor or above (61 households). The Borough average is 1%.

Census 2001 gives us detailed information on a community in the process of change. The information in this document is from the Key Statistics series on Census 2001 from the Office for National Statistics. Further detailed tables are available in the Standard Tables series.

# Hale End and Highams Park Ward

